

Grid ceiling heating

Models: RD-420-A, RD-420-B



Operating and assembly instructions for installers and users

Stand: October 2022



Disclaimer

DIGEL HEAT makes no representations or warranties with respect to this manual and, to the extent permitted by law, limits its liability for breach of any implied warranty to the substitution of this manual for any other. In addition, DIGEL HEAT reserves the right to revise this publication at any time without notice to any party.

The information provided in this documentation includes general descriptions and/or technical characteristics of the performance of the products described herein. This documentation cannot serve as a proper evaluation of the suitability or reliability of the products for any specific application by any user and should not be relied upon as a substitute for such evaluation. It is the responsibility of each such user or installer to conduct an adequate and complete risk assessment, evaluation and testing of the products with respect to their particular specific application. Neither DIGEL HEAT nor any of its affiliates or subsidiaries shall be held responsible or liable for any misuse of the information contained herein. If you have any suggestions for improvements or additions, or if you have noticed any errors in this publication, please notify us.

All pertinent state, regional and local safety regulations must be observed at all times when installing and using this product. For safety reasons and to ensure compliance with documented system data, only the manufacturer is authorized to perform repairs on components.

Failure to follow this information may result in injury or damage to the equipment.

Copyright © 2022 DIGEL HEAT

All rights reserved. No part of this publication may be reproduced, processed, or transmitted in any form, including photocopying, recording, or any other electronic or mechanical process, without the written permission of the publisher. Requests for permission must be made in writing to the publisher at the address below and should be marked „Attn: Permission Coordinator“.

Digel Stictech GmbH & Co. KG
Hermann-Burkhardt-Str. 7
72793 Pfullingen, Germany

Special note

The appliance can be used by children aged from 8 years and above and persons with reduced physical, sensory or mental capabilities or lack of experience and knowledge if they have been given supervision or instruction concerning use of the appliance in a safe way and understand the hazards involved. Children must not play with the appliance. Cleaning and user maintenance must not be carried out by children without supervision. If the infrared heater is mounted in an inaccessible location (>2.10m above the floor) such as on the ceiling, the above does not apply.

Do not cover the device!

In the event of damage or replacement, the power supply cable may only be replaced by a specialist technician authorized by the manufacturer using the original spare part. Attach the device as described in chapter "Installation/Preparation".

Operation

1. General note

The chapters "Special notes" and "Operation" are intended for the device user and the specialist technician.

NOTE

Read these instructions carefully before use and keep them. If necessary, pass the instructions on to a subsequent user.

1.0 Safety instructions

1.1 Structure of the safety instructions





SIGNAL WORD Type of danger




Here are possible consequences of not following the safety instruction.

»» Here are measures to avert the danger.



1.2 Symbols, type of danger

Symbol	Type of danger
	Violation
	Burn (burn, scald)


1.3 Signal words

SIGNAL WORD	Meaning
 DANGER	Instructions which, if not followed, will result in serious injury or death.
 WARNING	Instructions which, if not followed, will result in serious injury or death.
 ATTENTION	Notes which, if not followed, may result in moderate or minor injury.

1.4 Other markings in this documentation

Symbol	Meaning
NOTE	General notes are marked with the adjacent symbol. Read the notes carefully!
	Property damage (equipment, consequential and environmental damage)
	Device disposal
>>	This icon shows you that you need to do something. The required actions are described step by step.

1.5 Notes on the device

Symbol	Meaning
	Do not cover the device!
CAUTION	Only mount on the ceiling!
DANGER	Instructions which, if not followed, will result in serious injury or death.

1.6 Units of measurement

NOTE

Unless otherwise stated, all dimensions are in centimeters.

2. Safety

2.1 Intended use

The device is designed for heating cold zones in living and working areas, as well as in cashier areas or offices. The device is intended for use in domestic and commercial environments that need to be heated. It can be safely operated by untrained persons. In non-domestic environments, e.g. small businesses, the unit can also be used, provided it is used in the same manner.

Any other use or use beyond the scope of this manual is considered improper use. Intended use also includes observing these instructions and the instructions for the accessories used.

2.2 General safety instructions



WARNING Injury

The appliance can be used by children aged from 8 years and above and persons with reduced physical, sensory or mental capabilities or lack of experience and knowledge if they have been given supervision or instruction concerning use of the appliance in a safe way and understand the hazards involved. Children must not play with the appliance. Cleaning and user maintenance must not be carried out by children without supervision.



WARNING Injury

If a device component is damaged or there is a malfunction, do not operate the device.



CAUTION Burning

Do not operate the device...

- in rooms that are at risk of fire or explosion due to chemicals, dust, gases or vapors.
- in the immediate vicinity of pipelines or containers that carry or contain flammable or explosive substances.



CAUTION Burning

- Only operate the device under supervision.
- Operate the device via remote or automatic switch-on by upstream components, e.g. room temperature controller, timer.



CAUTION Burning

If the surface of the heater shows signs of damage, you must no longer operate the device.



CAUTION: Do not cover the device!

2.3 General notes

- We guarantee proper function and operational safety only if the original accessories and spare parts intended for the device are used.
- Keep pointed objects away from the device.
- Do not fasten the device to the floor with screws or nails.
- Do not operate the device in bathrooms or similarly damp rooms.
- Do not operate the device outdoors.
- Do not transport the device by the power supply cable.

2.4 Test mark

See nameplate on the device.

3. Device description

Grid ceiling heating is used for heating cold zones in offices, living rooms and workrooms..

4. Settings



Material damage

Check the device carefully for damage before use!

NOTE

Observe the type plate. The specified voltage must match the mains voltage.

NOTE

During initial start-up, there may be a temporary development of odors.

5. Cleaning, care and maintenance

- Disconnect the device from the power supply before cleaning.
- Clean the device only when it has cooled down.
- You must not wash or dry clean the device.
- Do not use corrosive cleaning agents.

6. Troubleshooting

Problem	Cause	Solution
The device does not get warm.	No voltage is applied.	Check whether the mains connection has been made correctly. Check the circuit breaker and the fuse in the house installation.

If you cannot correct the cause, please call your point of sale.

7. Technical data

7.1 Data table

Electrical data	Unit	RD-420-A	RD-420-B
Connected load	Watt	420	420
Power connection	1/N/PE ~ 230 V 50Hz		
Dimension			
Lenght	cm	61,5	59,5
Widht	cm	61,5	59,5
Area	m ²	0,38	0,35
Versions (IP)			
Schutzart		IP20	IP20
Feature			
Personal protection switch (Ground fault circuit interrupter)		NO	NO

Customer service and warranty

Accessibility

Should a malfunction ever occur with one of our products, we will of course be at your side with help and advice.

Digel Sticktech GmbH u. Co. KG

Hermann-Burkhardt-Str. 7

72793 Pfullingen

Tel. 07121 - 97 - 676 80

Fax. 07121 - 78 131

info@digel-heat.com

You can reach our customer service by phone Monday through Friday from 8:00 am to 4:00 pm.

Warranty conditions

These warranty conditions govern additional warranty services provided by us to the end customer. They are in addition to the customer's statutory warranty claims. The statutory warranty claims against other contractual partners are not affected. These warranty conditions shall only apply to such devices which are purchased by the end customer in the Federal Republic of Germany as new devices. A warranty contract does not come into existence insofar as the end customer acquires a used device or a new device on his part from another end customer

Content and scope of the warranty

The warranty service is provided if a manufacturing and/or material defect occurs in our equipment within the warranty period. However, the warranty does not cover services for such devices on which faults, damages or defects occur due to chemical or electrochemical effects, faulty set-up or installation as well as improper adjustment, operation or improper claim or use. Also excluded are services due to insufficient or neglected maintenance, weather influences or other natural phenomena. The warranty is void if the device has been repaired, tampered with or modified by persons not authorized by us. The warranty service includes the careful inspection of the device, whereby it is first determined whether a warranty claim exists. In the event of a warranty claim, we alone shall decide how the fault is to be rectified. We are free to have the device repaired or to carry out the repair ourselves. Any replaced parts become our property. For the duration and scope of the warranty, we shall bear all material and assembly costs. Insofar as the customer has received services due to the warranty case on the basis of legal warranty claims against other contractual partners, an obligation to perform on our part shall not apply. Insofar as a warranty service is provided, we assume no liability for damage to a device due to theft, fire, riot or similar causes. In addition to the warranty services promised above, the end customer may not make any claims under this warranty for indirect or consequential damage caused by the device, in particular for compensation for damage occurring outside the device. Legal claims of the customer against us or against third parties remain unaffected.

Warranty period

For devices used in private households, the warranty period is 60 months; otherwise (for example, if the devices are used in commercial, craft or industrial operations), the warranty period is 60 months. The warranty period for each device begins when the device is handed over to the customer who uses the device for the first time. Warranty services do not lead to an extension of the warranty period. The warranty service provided does not initiate a new warranty period. This applies to all warranty services provided, in particular for any spare parts installed or for the replacement delivery of a new device.

Making use of the warranty

Warranty claims must be submitted to us before the warranty period expires, within two weeks after the defect has been detected. Details of the defect, the device and the time of discovery must be provided. The invoice or other dated proof of purchase must be enclosed as proof of warranty. If the aforementioned information or documents are missing, there is no warranty claim.

Warranty for equipment purchased in Germany but used outside Germany

We are not obliged to provide warranty services outside the Federal Republic of Germany. In the event of malfunctions of a device used abroad, it must be sent to the customer service in Germany at the risk and expense of the customer, if necessary. The return shipment shall also be at the risk and expense of the customer. Any legal claims of the customer against us or against third parties shall also remain unaffected in this case.

Devices purchased outside Germany

This warranty does not apply to devices purchased outside Germany. The respective legal regulations and, if applicable, the delivery conditions of the national company or the importer apply.

Environment and recycling

Disposal of transport and sales packaging material

To ensure that your device arrives undamaged, we have packed it carefully. Please help to protect the environment and dispose of the packaging material of the device properly. Together with wholesalers and specialist trades / retailers in Germany, we are participating in an effective take-back and disposal concept for the environmentally friendly reprocessing of packaging. Leave the transport packaging to the specialist tradesman or the specialist trade. Dispose of sales packaging via one of the dual systems in Germany.

Disposal of old equipment in Germany

Equipment disposal



WEEE-Reg.-Nr.: DE 63054412

ARA-Lizenz-Nr.: 97146

Devices marked with this symbol must not be disposed of with household waste. As the manufacturer, we ensure environmentally compatible treatment and recycling of the old devices as part of our product responsibility. For further information on collection and disposal, please contact your local authority or your specialist dealer. Already during the development of new appliances, we pay attention to a high recyclability of the materials. Via the take-back system, high recycling rates of the materials are achieved in order to relieve landfills and the environment. In this way, we jointly make an important contribution to environmental protection.

Disposal outside Germany

Dispose of this device properly and professionally in accordance with the locally applicable regulations and laws.

Digel Sticktech GmbH & Co. KG

72793 Pfullingen

Germany

Tel. +49 7121 - 976 76 80

E-Mail: info@digel-heat.com

Web: www.digel-heat.de

Digel Stictech GmbH u. Co. KG
Hermann-Burkhardtstraße 7
72793 Pfullingen, Germany

DIGELHEAT 
INFRAROT HEIZUNGEN

Phone: +49 (0) 7121 976 76 80

Fax: +49 (0) 7121 781 31

info@digel-heat.de

www.digel-heat.com